

Message from the School

Mary McLeod Bethune Day Academy PCS, PreK3 - 8, an IB World School authorized to teach the Primary Years Programme for students in grades PreK3-6. The early childhood (PreK3 - 2) Spanish language immersion program is at both our Brookland & 16th St. locations. Our challenging academic program enables each child to achieve academic success, 2nd language acquisition, & positive social development that cultivates independent, inquiring thinkers to produce knowledgeable & caring individuals who will become global change agents.



📍 1404 JACKSON STREET NE, Washington, DC 20017
 🏠 Ward 5
 ☎️ (202) 459-4710

School Instructional Hours

Monday: 08:30 AM - 05:00 PM
Tuesday: 08:30 AM - 05:00 PM
Wednesday: 08:30 AM - 05:00 PM
Thursday: 08:30 AM - 05:00 PM
Friday: 08:30 AM - 05:00 PM

Total Students (2021-22 Ever-Enrolled): 367
Total Teachers: 39
Total School Leaders: 6
Grades Served: PK3, PK4, KG, 1, 2, 3, 4, 5, 6, 7, 8
Principal: Clifford Owens
Title-I Status: Yes
Local Education Agency (LEA): Mary McLeod Bethune Day Academy PCS

School Uniforms Required: Yes
Bus Line(s): E4, 16, H6
Metro Line(s): Brookland, Columbia Heights
Before Care Offered: Yes
 ◦ **Cost:** Sliding Scale
After Care Offered: Yes
 ◦ **Cost:** Sliding Scale

School Program Information

Dual Lang/Lang. Immersion
 International Baccalaureate
 School Garden

Parent Organization

Parent Organization Offered: Yes
Parent Organization Contact: Barrington Tolliver (b.tolliver@mmbethune.org)
Parent Organization Website: Not Provided

Extracurricular & Enrichment Activities

Flag Football Co-ed	Track and Field
Basketball Girls Boys	Art Club
Volleyball	STEM Club
Cheerleading	Chess Club
Baseball	Music and Drama
Soccer	Gardening Club
	Lego Robotics

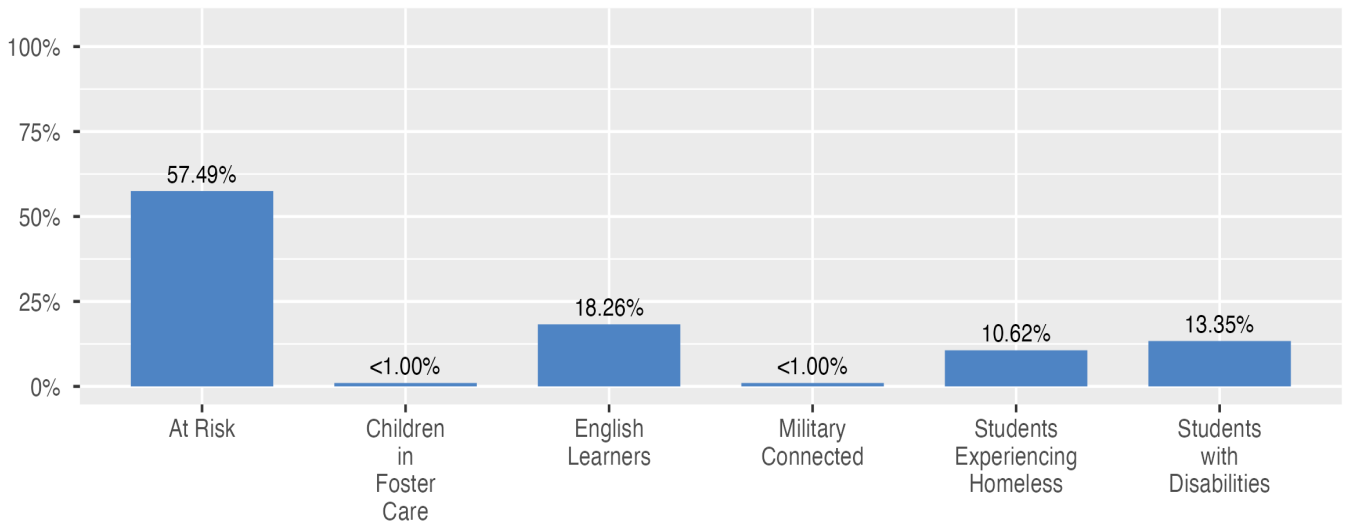
School Enrollment

The ever-enrolled count is the total number of students who are enrolled at any point during the school year; a student who attends a school for one day or 180 days is counted the same way. For this reason, the ever-enrolled count will always be larger than the audit count.

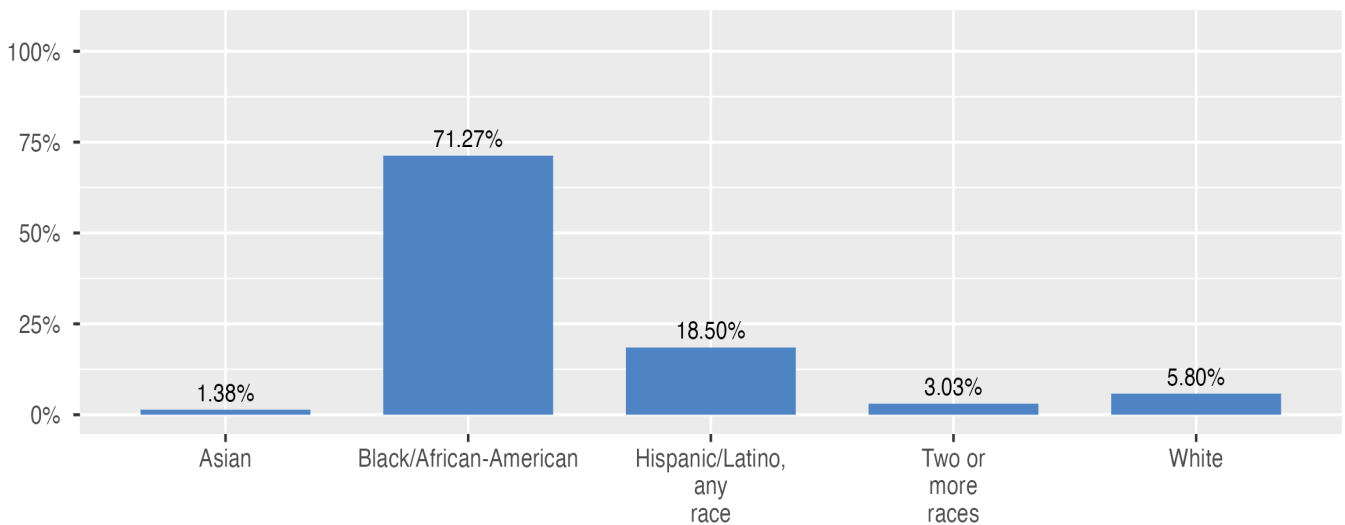
2021-22 Ever-Enrolled by Grade Level

PK3	PK4	KG	Grade 01	Grade 02	Grade 03
36	40	51	46	29	32
Grade 04	Grade 05	Grade 06	Grade 07	Grade 08	
30	27	29	16	31	

Enrollment by Student Group



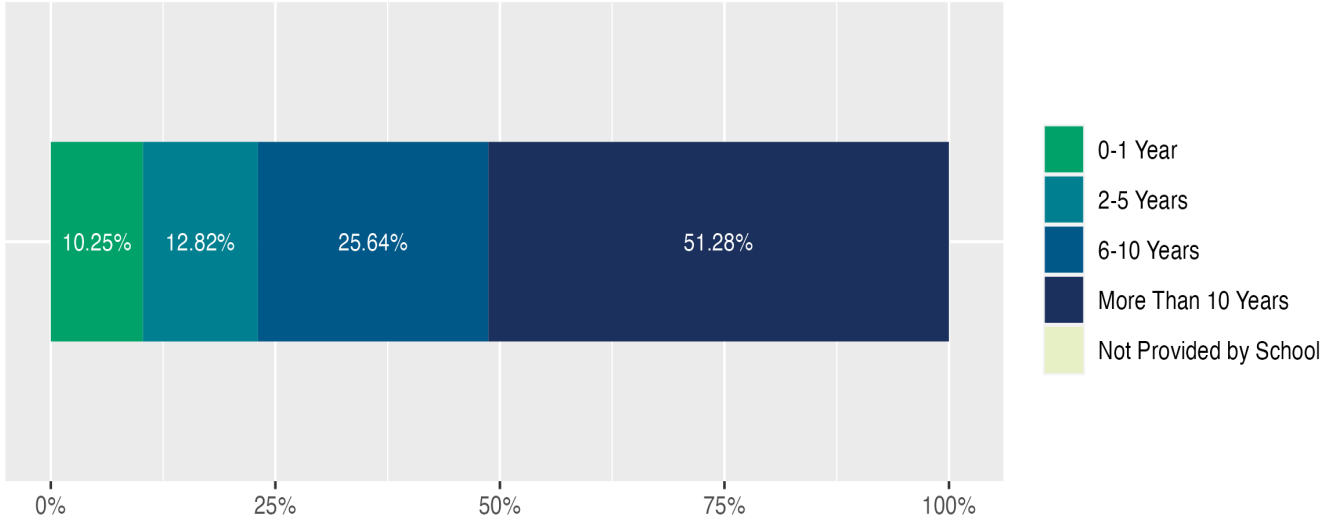
Enrollment by Race/Ethnicity



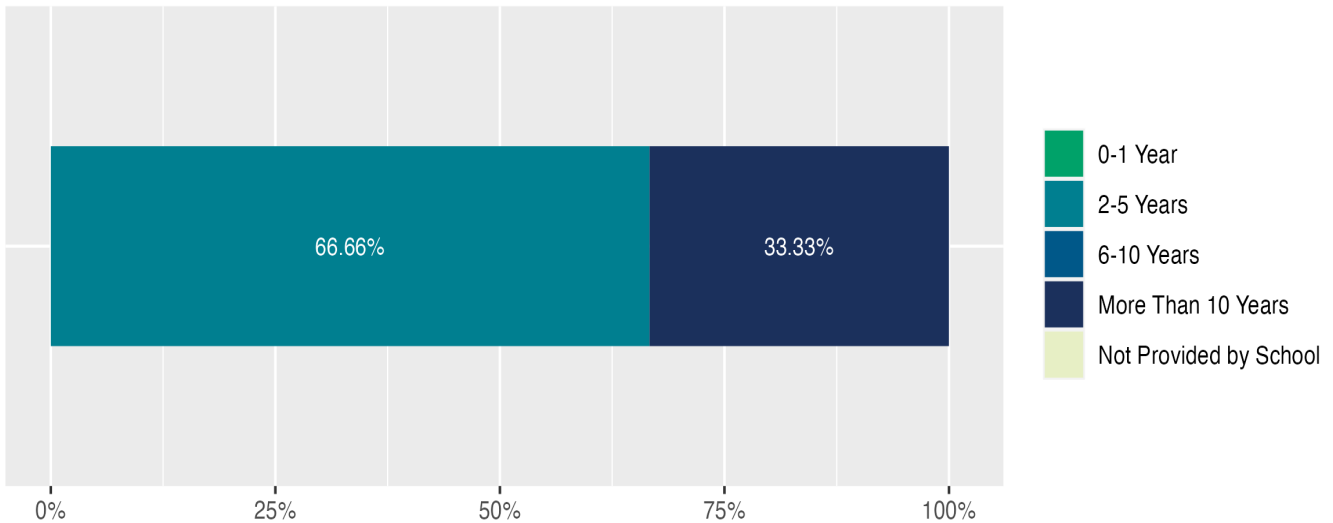
Teacher and School Leader Data

This page includes information about teacher experience levels in DC Public Schools and public charter schools. For DC Public Schools, it also includes information about credentialed and in-field teachers.

Teacher - Years of Experience



School Leader - Years of Experience

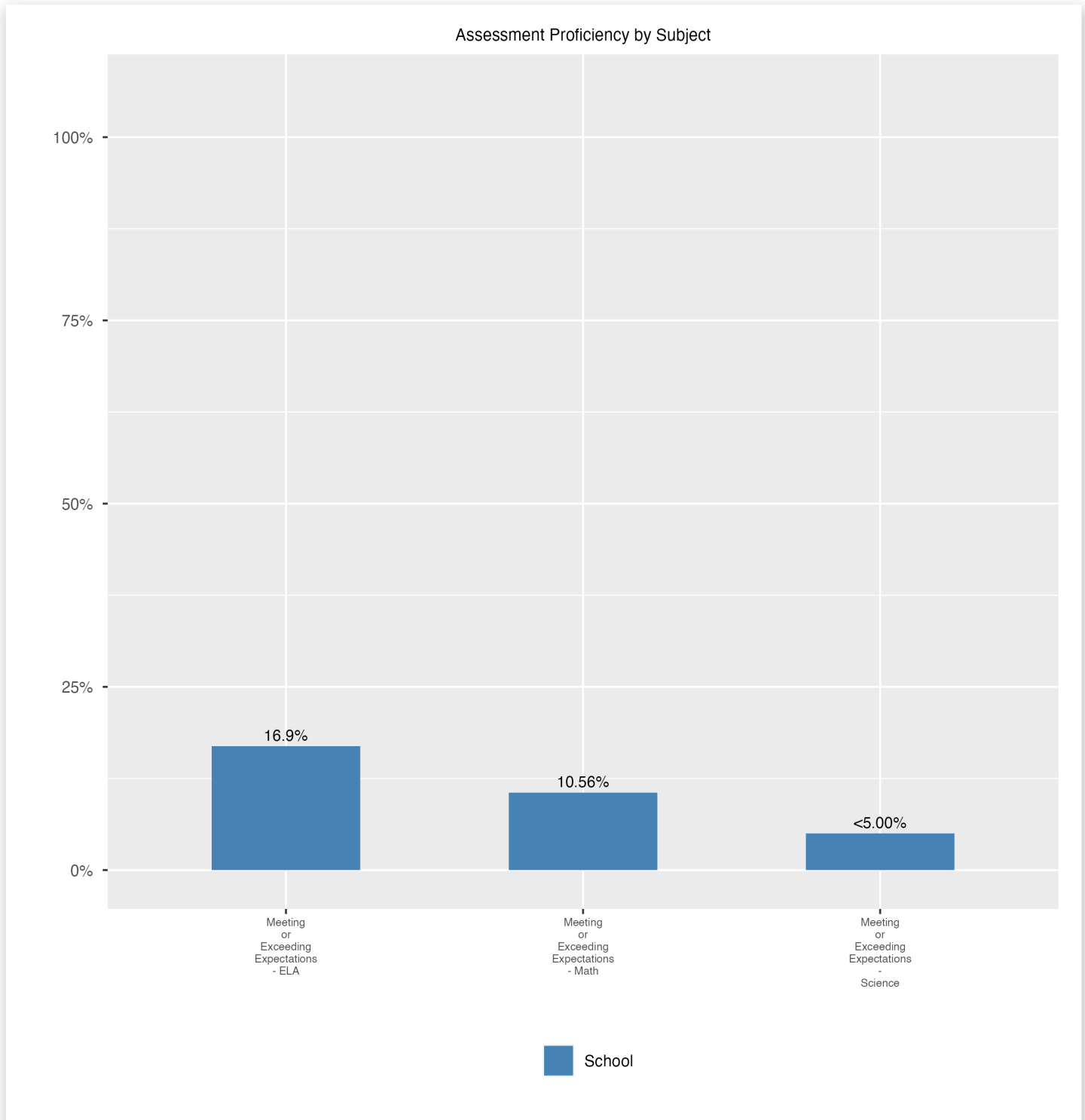


School Safety and Discipline

Information about discipline and school safety in DC, in accordance with the U.S. Department of Education's Civil Rights Data collection, including suspensions and expulsions for students, school related arrests, reported incidents of violence, bullying, and harassment are available in the OSSE Discipline report and data files (<https://osse.dc.gov/page/data-and-reports-0>).

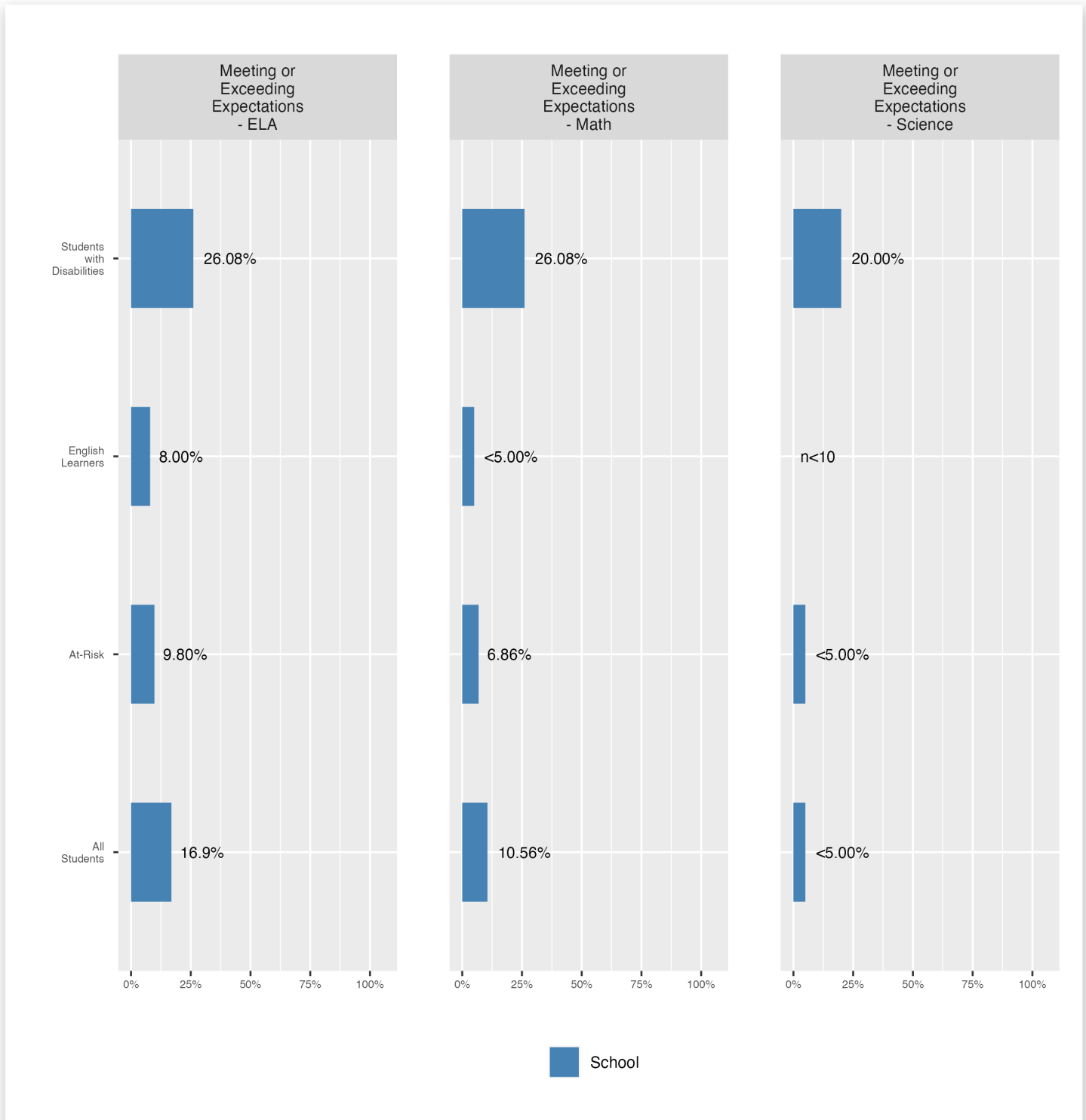
Assessment Proficiency by Subject

This page shows the percentage of students meeting or exceeding grade -or course- level expectations on statewide assessments in English language arts/literacy (ELA), mathematics, and science.



Assessment Proficiency by Group

This page shows the percentage of specific groups of students meeting or exceeding grade- or course-level expectations on statewide assessments.

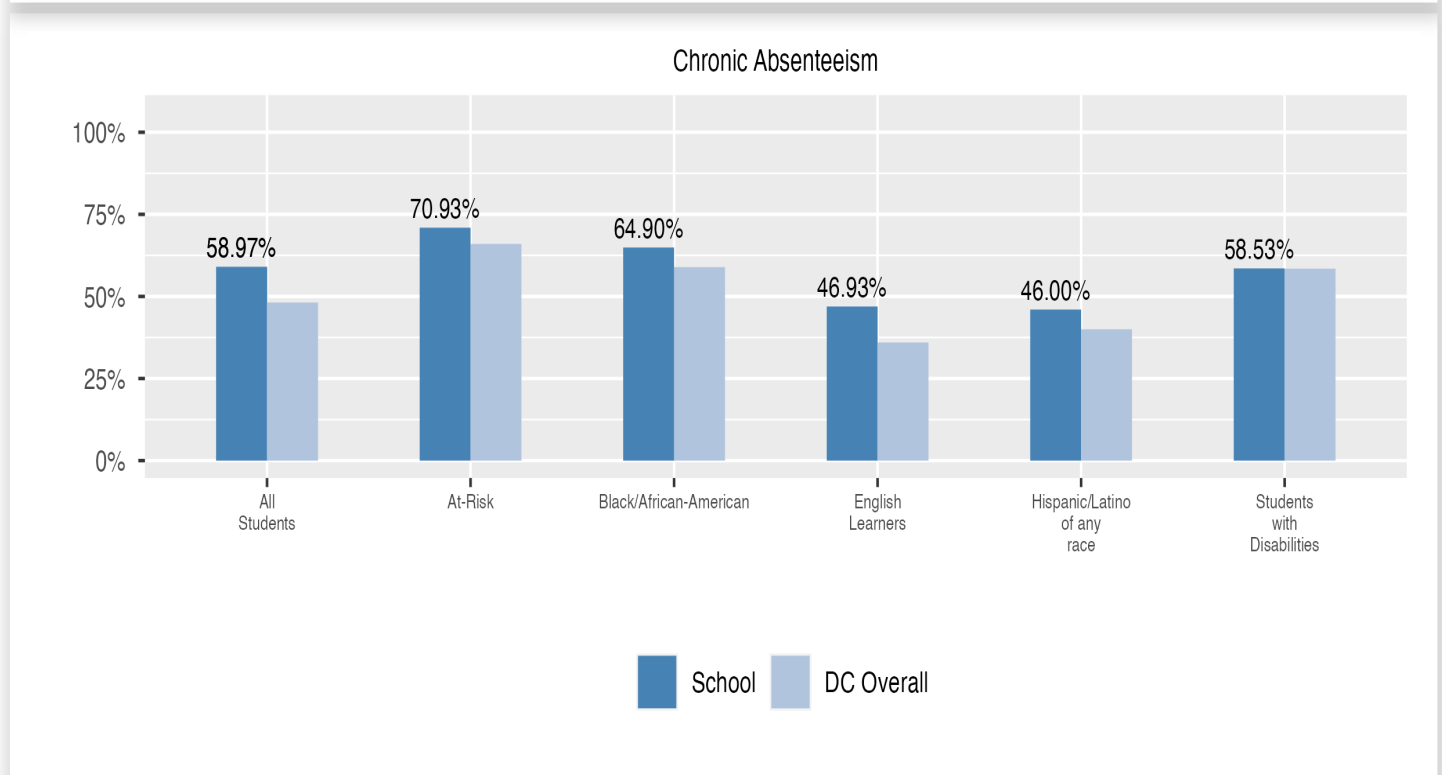
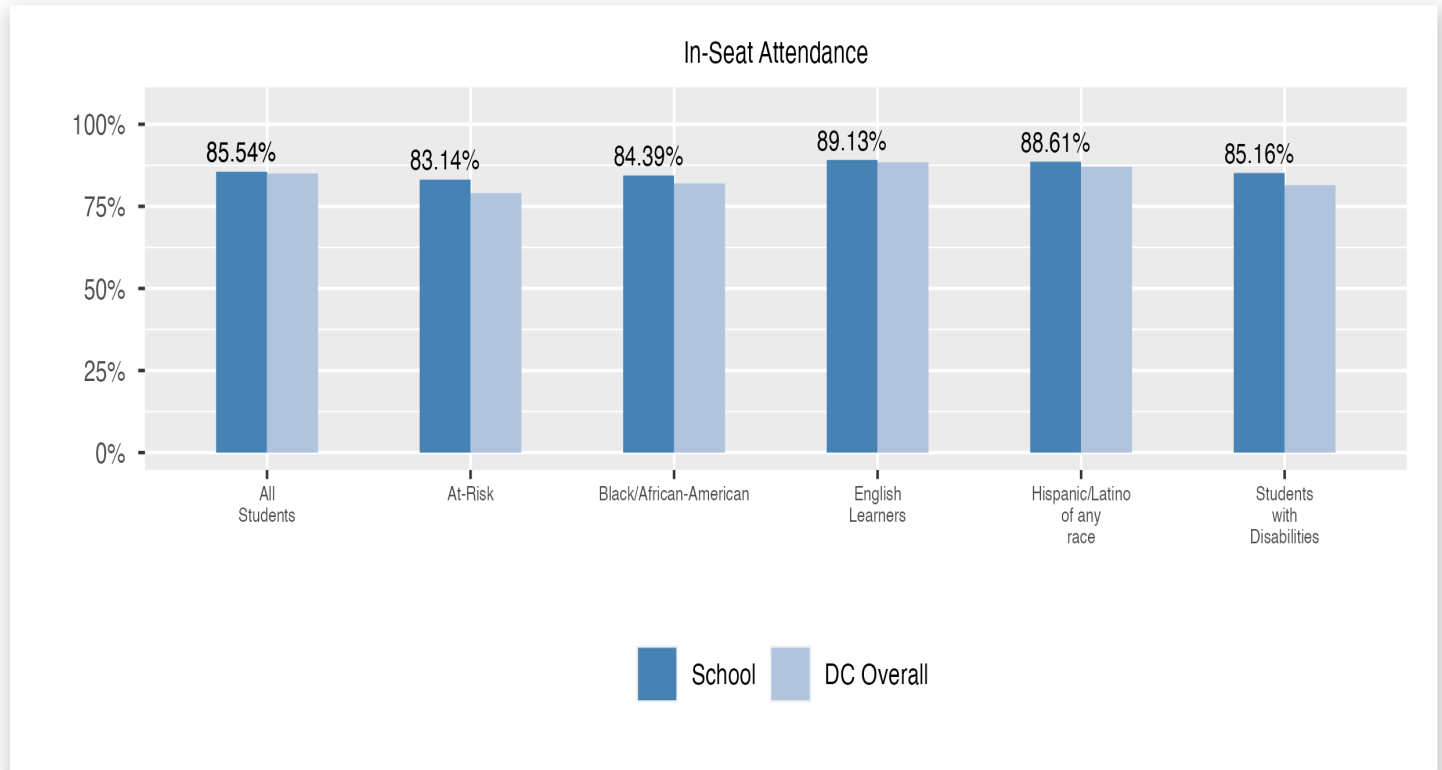


Proficiency by Subject

Statewide assessments in science are administered to students in grades 5 and 8, and students enrolled in high school biology. Missing data indicates that a school does not serve students required to take statewide science assessments.

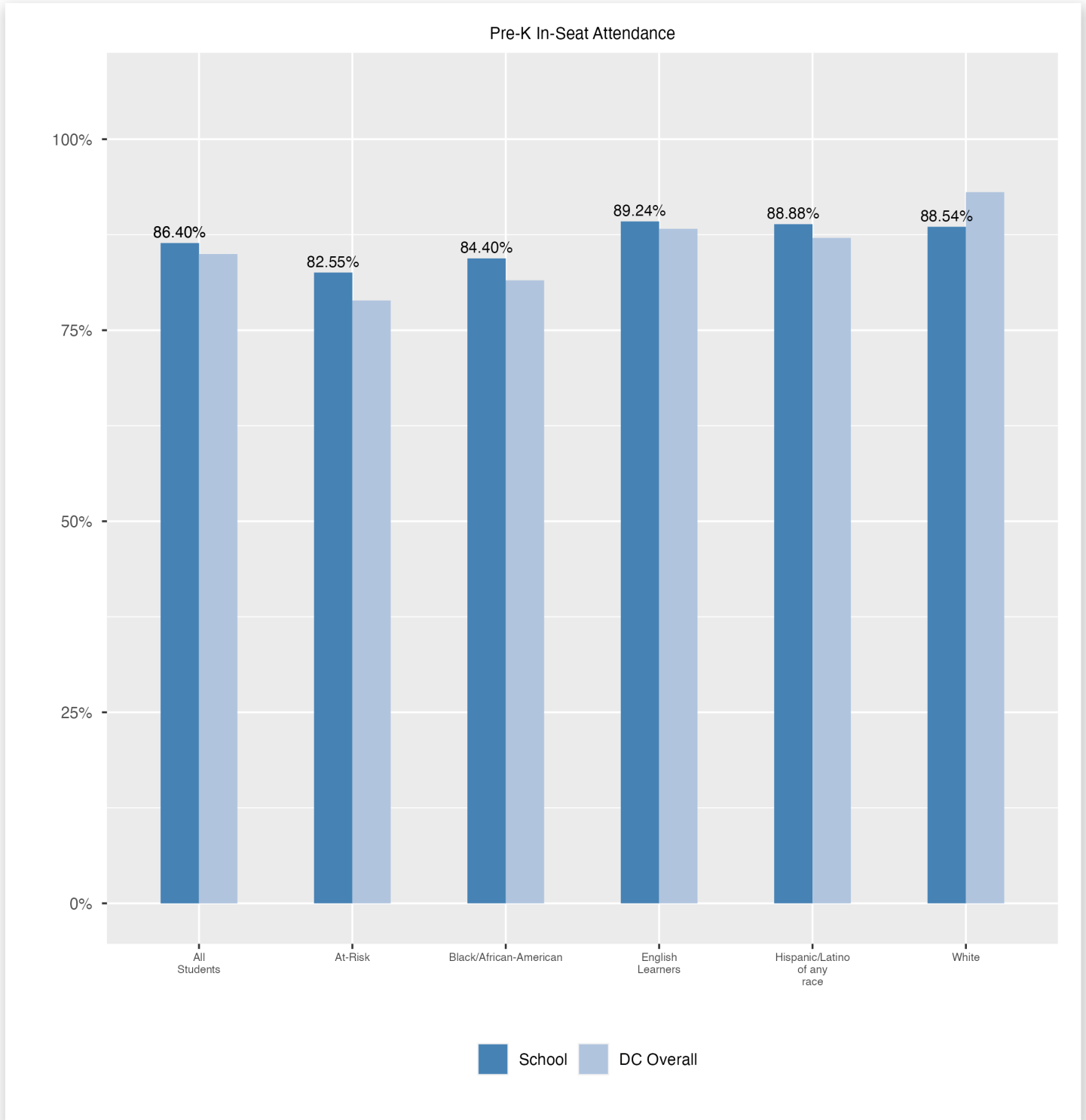
Attendance

Review information on attendance below, including in-seat attendance for all students (there is a separate measure of attendance for pre-K students, since pre-K is not compulsory), and the percentage of students chronically absent, meaning that they miss at least 10% of the school days for which they are enrolled throughout the school year at the school.



Pre-K In-Seat Attendance

Review information on attendance at the school. This includes in-seat attendance for all students (including a separate measure of attendance for pre-K students, since pre-K is not compulsory), the percentage of students chronically absent, meaning that they miss at least 10% of the school days for which they are enrolled throughout the school year at the school.



Student Enrollment Changes

Explore information on how much the population at the school changes throughout the year or from year to year. It shows information about changes in enrollment, including whether students leave or enter the school mid-year, and whether eligible students choose to re-enroll in the school.

